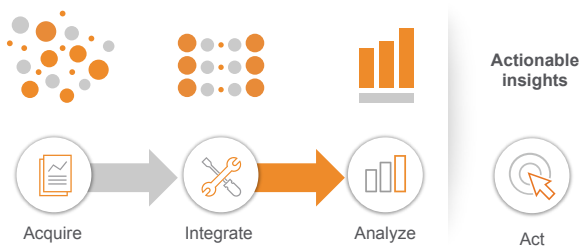


# Benefits Analytic Manager

Health intelligence for employers



See the whole picture — and the important details too — with intelligent, actionable information that helps you make better, more informed business decisions.



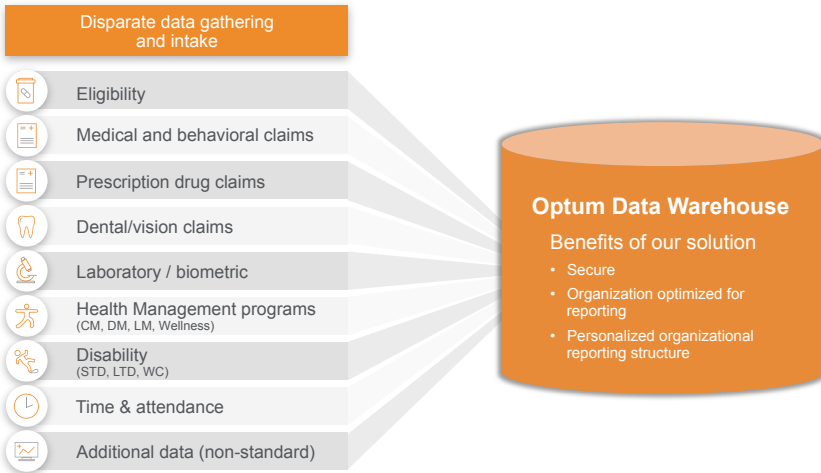
Today, managing population health and employee benefits goes hand in hand with controlling costs. To succeed, you need reliable, integrated data, easy-to-understand reporting and powerful analytic tools. Our Benefits Analytic Manager is a comprehensive solution that allows you to translate integrated health care data into actionable information so you can improve your employees' health and control costs.

The Optum solution provides insight into your benefit experience and productivity through our visual and interactive analytic platform. Featuring summary trend analysis and detailed data exploration, it can be personalized to your organization's unique data-reporting needs. Use it to make confident cost control and health management recommendations to get the most out of your benefit plans and programs.

**Optum<sup>®</sup> has more than 30 years of data management experience built into the employer data warehousing and analytics solution.**

**Designed around commonly asked questions, the Optum solution makes it easy to find answers fast.**

## Integrated data



Integrated health and productivity data enables you to analyze clinical performance and financial trends. Compare your organization to book-of-business norms, industry-peer benchmarks or previous performance. Dashboarding capabilities provide intuitive, easy-to-use reporting that eliminates redundancies. Gain insight into cost drivers, population health and opportunities for improving member health and productivity. Analytics and drill-down capabilities are available across numerous dimensions, and users may define their own groupers. The result: a data visualization tool delivering key insights to increase clinical care performance and consumer activation, while reducing costs.

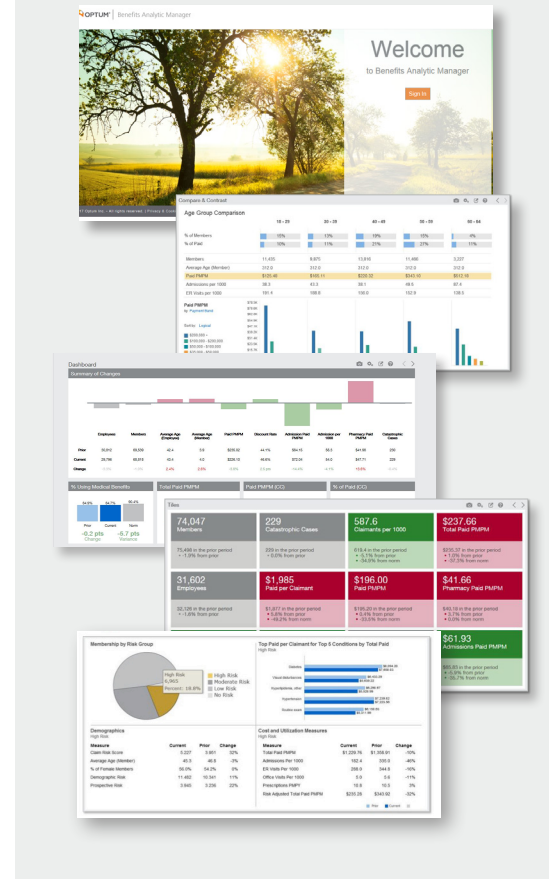
These insights will allow you to:

- Clearly see patterns and trends.
- Access robust clinical analyses using Symmetry® analytic methodologies.
- Include a range of benefit programs in an integrated view.
- Access data with an easy-to-use, dynamic reporting and analytics tool.
- Easily display or export information.

### Glean additional insights.

Our knowledgeable consulting resources can assist with complex analytics, data interpretation, and recommendations on optimizing benefit strategies and program evaluation plans.

## Intuitive user interface



Take control of your information. To see a demo or to speak with us, please call **1-866-386-3409** or email us at [engage@optum.com](mailto:engage@optum.com).



11000 Optum Circle, Eden Prairie, MN 55344

Optum® and its respective marks are trademarks of Optum, Inc. All other brand or product names are trademarks or registered marks of their respective owners. Because we are continuously improving our products and services, Optum reserves the right to change specifications without prior notice. Optum is an equal opportunity employer.

© 2017 Optum, Inc. All rights reserved. WF322798 02/17